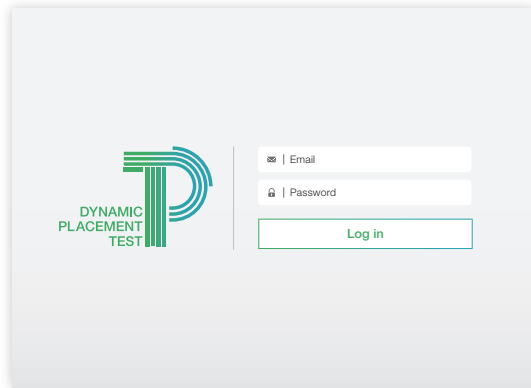


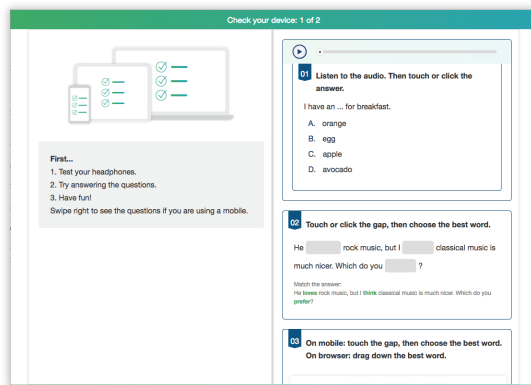
How to access a test



1 Go to on a browser.

2 Sign in with your email address and password.

3 Wait until the download completes.*

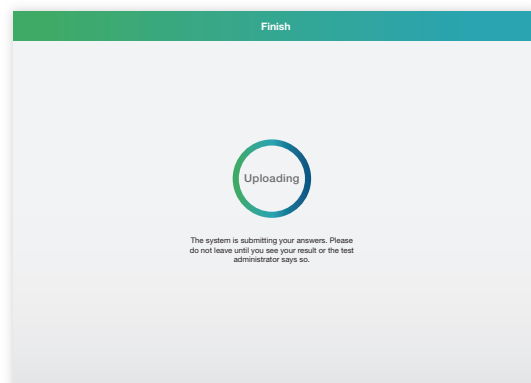


4 Check the compatibility of your device, and get familiar with different question types in DPT by completing the example questions correctly.

5 Enter the access code if enabled. Your test administrator will provide you with it.

6 Now you can start your test. Please read the test instructions carefully before you start the test.

7 Complete all the questions in the test.



8 Wait until all the answers have been submitted.

9 Finally, you will see your result, or your test administrator will send you the results later.

* If you have any problem on this downloading page, please click **Sign out** and try again.